

“
I’m
always
on my
phone”



Look at the photo and answer the questions.

- 1 What technology is important to you?
- 2 Why is it important?

Are you online?

READING

topic: learning to vlog
skill: understanding the gist of a simple text with visual support
task: open cloze

GRAMMAR

talking about now
present simple and present continuous

VOCABULARY

technology words
technology collocations

LISTENING

topic: technology
skill: extracting factual information from simple speech
task: multiple choice (pictures)

SPEAKING

topic: a school technology day
skill: describing a photo using prepositions of place
task: describe photos

WRITING

topic: apps
skill: writing short descriptive paragraphs using simple connectors
task: a paragraph

SWITCH ON ▶

video: toddler tech
project: interactive app

2

2 Are you online?

READING

Power up

1 Work in pairs. Ask and answer the questions.

- 1 How much time do you spend on your phone every day?
- 2 How much time do you spend on your computer every day?

Read on

2 Choose the correct answer (A, B or C).

A vlogger is a person who:

- A records a video diary and puts it on the internet.
- B spends a lot of time sending texts.
- C loves playing video games.

3 Read the article. What is Tubers UK? What can you do there?

4 Read the article again and answer the questions.

- 1 Is the club only for teenagers?
- 2 How many Tubers UK clubs are there?
- 3 What does Becky learn from a vlog?
- 4 Where can you find Piero's football video?
- 5 Why would Amelie like to join a club?

5 e Read the exam tip and the email below. Write the correct answer in each gap. Write one word for each gap.

exam tip: open cloze

Look at the gaps and decide what kind of word you need (verb, adjective, pronoun, preposition, etc.).

To: Max From: Jessica

To Max

Thank you for sending me the article about Tubers UK. It looks really good. We don't have any clubs like that ¹..... I live. I think it's a great idea. I love watching vlogs. The name of my favourite vlog ²..... *Cooking with Carlos*. I love watching his videos. Carlos is ³..... Colombia. He's the same age as me and he goes ⁴..... high school in Bogotá. He always cooks different kinds of dishes. I watch his vlog every week. My friends like him too. We sometimes try and cook some of his dishes, but we're ⁵..... very good yet!

See ⁶..... soon,

Jessica

Sum up

6 What does the article tell you about Tubers UK? Name three facts.

Speak up

7 Would you like to go to a club like Tubers UK? Would you like to be a vlogger? Why/Why not?



HOW DO YOU BECOME A **VLOGGER**?

NOW YOU CAN LEARN HOW!

A REPORT BY **JOSEPH FLINT**

It's 10 a.m. on Saturday morning. What are you doing? Maybe you're messaging your friends, downloading music or even still sleeping in bed! But one group of teenagers isn't doing any of those things. They're busy in a studio in Exeter. They're making a video and trying different webcams. These students are members of Tubers UK. Tubers UK is a weekly club for 7–18-year-olds in the city of Exeter. So what are they learning at Tubers UK? They're learning to make YouTube-style videos and create their own vlog. At the moment Tubers UK are teaching teenagers only in Exeter, but they hope to open lots more clubs in other parts of the country soon.

So, what do our readers think of this idea?



BECKY, 15: I love the idea of Tubers UK! I always follow vloggers online. My favourite vlogger is called Mazz. She gives great fashion advice. I'd really like to learn how to create my own vlog.



PIERO, 16: Sounds cool! We don't have Tubers UK in my town, but we're doing something similar at my school. My teacher's doing a media project with us: we're filming a video about our football team. We're doing it for our school website.



AMELIE, 15: I like the idea! It's fun to learn with other people. My sister's studying computer science at university. She's teaching me how to make my own vlog about my animals. My sister's not a bad teacher, but I really like the idea of a club.



2 Are you online?

GRAMMAR

1 Read the grammar box and match the sentences (1–5) with the rules (A or B).

- 1 I can't talk. I'm eating a sandwich.
- 2 We're making a video diary for school this month.
- 3 Mr Lee is teaching us because Mrs Birch is ill.
- 4 You're not listening to me!
- 5 Ssh! They're sleeping. Don't wake them up.

explore grammar

↪ p130

talking about now

present continuous (*be + -ing verb*) for:

A something happening now.

- + They're **making** a video and trying different webcams.
- One group of teenagers **isn't doing** any of those things.
- ? What **are you doing**?

B temporary situations.

- + At the moment, Tubers UK **are teaching** teenagers only in Exeter.
- My sister's **studying** computer science at university.
- ? So what **are they learning** at Tubers UK?

Remember the spelling changes!

get – **getting** take – **taking**

4 **e** Complete the text message. Write one word for each gap.

Hey! I ¹ **am** texting you from DigiFest – a festival of internet celebrities. It's awesome! We're ² a great time. At the moment we ³ waiting to meet my favourite YouTuber, Joe Sugg. I'm looking for him now – he's so cool! He ⁴ talking to some girls and then we're next! I'm ⁵ lots of photos to show you. ⁶ you enjoying your weekend? What are you doing right now? It's a pity you're not here – you ⁷ missing a great day. 😞 Speak later! Tom 😊



Speak up

5 Are you following any vloggers at the moment? Who are they and why are they famous?

game on

Work in pairs. Choose one of these activities and draw it. Your partner guesses what you are drawing.

drink eat laugh paint read run
sleep study swim

2 **1.1** Listen. What problem is the girl talking about?

3 **1.2** Listen again and complete the sentences.

- 1 I (look for) Ella.
- 2 She (talk) to her friend on her phone.
- 3 We (do) a project together for school.
- 4 I (not do) anything important right now.
- 5 I only (play) a video game.
- 6 I (try) to find this information on a website.
- 7 My phone (not work).

VOCABULARY

technology

1 Match these words with the things (A-I) in the picture. Which thing is not in the picture?

digital camera headphones keyboard
laptop mobile phone mouse printer
screen speakers webcam

2 2.3 Listen and check your answers.

3 Match 1-6 with A-F to make phrases.

- | | |
|-----------|---------------|
| 1 go | A an email |
| 2 send | B online |
| 3 click | C music/films |
| 4 message | D a website |
| 5 stream | E a friend |
| 6 visit | F on a link |

4 Choose the correct words to complete the quiz questions.

What are your online habits?

- 1 What time of the day do you usually go **online / screen**?
- 2 Which **speakers / apps** have you downloaded?
- 3 What kind of music do you usually **click / stream** online?
- 4 Do you ever use a **digital camera / keyboard** or do you always take photos on your phone? Why/Why not?
- 5 Do you ever use a **webcam / printer** when you chat online with friends or family?
- 6 Do you ever use **headphones / a mouse** to listen to music online? When and why?

5 Work in pairs. Ask and answer the quiz questions in Ex 4.



6 2.4 Listen to four voice messages and write down the information.

- 1 school telephone number:
- 2 email address:
- 3 website:
- 4 home telephone number:

explore language

Look at how we say email addresses, websites and mobile numbers.
mark26@myweblink.com → 'mark twenty six at my web link dot com'
www.english.com → 'w w w dot english dot com'

Remember: we say 'oh' or 'zero' for the number 0.

0793 538 2045 → 'oh seven nine three, five three eight, two oh four five'

7 Read the language box. Write down an email address, website and telephone number you know. Then work in pairs. Take turns to read out your information for your partner to write down.

Speak up

8 How often do you communicate with your friends and family?

- on the phone
- by text
- by email
- on social media
- face to face

2 Are you online?

LISTENING

Power up

- 1 Do you think studying online is easy or difficult? Why?
- 2 Which of these things is easiest to learn online? Put them in order from easy to difficult (1-5).

cooking football languages painting piano

Listen up

exam tip: multiple choice (pictures)

Always look at the pictures before you listen. This will help you listen for the correct information.

- 3 2.5 Read the exam tip. Listen to five conversations and choose the correct picture (A, B or C).

1 What time does Emma's online guitar lesson finish today?



2 Which woman is Jack's technology teacher?



3 How many robots are in the exhibition?



4 What is the prize for the online competition?



5 What is Zack's school project about?



- 4 2.6 Listen again and answer the questions.

- 1 Why is Emma having a long lesson today?
- 2 What does Miss Evans do when she sees Jack?
- 3 Where is the robot exhibition?
- 4 What kind of website is Rose looking at?
- 5 Who's doing a project on trains?

explore grammar

↪ p130

present simple and present continuous

A Use the present simple for a regular activity.

Her lesson usually **finishes** at five thirty.

B Use the present continuous for now, today, around this time or for temporary situations.

Today her lesson's **finishing** at six.

- 5 Read the grammar box. Complete the sentences with the present simple or present continuous form of the verbs.

- 1 Tom usually (stream) music in the evenings, but today he (study) for an exam.
- 2 Louisa normally (do) a daily vlog, but her webcam (not work) today.
- 3 They (cycle) to school this week, but they usually (walk).
- 4 I normally (love) art club, but I (not enjoy) it today.

Speak up


- 6 How often do you use the internet for your studies? Are you doing any online projects or homework for school at the moment? What are they about?

SPEAKING

Power up

- 1 Do you take photos when you go out with your friends? Why?
- 2 Do you think it's OK to take photos in these places? Why/Why not?
 - at school
 - at a party
 - at a wedding
 - in a cinema
 - in a restaurant
 - in a library
 - in a museum
 - at the doctor's

Speak up

- 3  2.7 Sarah is talking about a photo on her mobile phone. Listen and complete the text with these words and phrases.

behind between in front of
next to opposite

This is a picture of me and my friends at school. I'm the girl with dark hair. I'm looking at the camera. My friend Tom is taking the picture. He's standing ¹ me. We're having a technology day. We're making a robot arm. You can see it in the photo. It's on the table ² me. I'm sitting ³ Isaac and Chloe. Isaac's the boy with red hair and Chloe has long blonde hair. My best friend Emily is sitting ⁴ Chloe. Emily's wearing a blue jumper. Our teacher is sitting ⁵ me. She's wearing a T-shirt with flowers.

explore language

saying where things are

I'm **next to** Rob. I'm sitting **between** Tom and Kathy.
She's **behind** the table. My friends are sitting **opposite** me.
He's standing **in front of** me.

skill tip:

Before you begin, use these ideas to help you think of something to say.

- Where are they?
- Who and what can you see?
- What are they doing?
- Are they having fun?

- 4 **e** Read the language box and skill tip. Work with a partner. Take turns to say what is happening in the photos (A–B) below.



Speaking extra

- 5 Work in pairs. Take turns to describe something in the classroom. Use prepositions of place. Your partner guesses what the object is.

A: It's behind the teacher, next to the door.

B: Is it the clock?

A: Yes!


2 Are you online?

WRITING


Power up

- 1 Do you or your family use any apps? What are they and what do you use them for? Work in pairs and compare your ideas.
- 2 Match the comments (A–G) with these types of apps. There is one extra app you do not need to use.

game maps messaging music social media
sports news translator weather



A I get lost all the time! This app helps me a lot. I just type in the address and follow the directions.



B This is a really useful app for me. My hobby is skiing. It's dangerous to ski in snow storms. This app gives me the information I need to stay safe.



C My grandma is Polish. I don't speak Polish very well. This app helps me when I don't know the Polish word for something.



D I love it! I use it all the time. It's a great way to share music with your friends.



E I use it a lot at the weekends when my team is playing. You also get lots of extra information about the players and matches.



F I use it every day! I love chatting to my friends and sending texts.




G I like to play when I'm waiting for the bus. It's cool when you can play against people from other countries.

- 3 Read about Isobel's favourite apps and answer the questions.

- 1 What kind of apps does Isobel like?
- 2 Why does she like the app Spotify®?
- 3 When does she use Shazam?

I love music apps! I use Spotify all the time. You can listen to all kinds of music anytime **and** anywhere. I also like these apps **because** I can use them to share music with my friends. We make our own playlists with all our favourite songs. My mum sometimes shares music with me on Spotify, **but** I don't really like her music! Another music app I like is Shazam. This app tells you the name of the song and the singer you're listening to. I love it **because** I often hear songs in cafés or in adverts that I don't know. With Shazam I can find the song online **and** listen to it again.



explore language

You can make longer sentences with *and*, *but* and *because*.

I like sending messages **and** chatting to my friends.

I don't phone my friends during lessons, **but** I phone them a lot after school.

I love my app **because** I like sharing photos with my friends.

- 4 Read the language box. Look at the words in bold in the text in Ex 3. Complete the explanations with *and*, *but* or *because*.

We use:

- 1 to give a reason for something.
- 2 to add extra information.
- 3 to add contrasting information.

- 5 Choose the correct words to complete the text about Charlie's favourite app.

My favourite app is a translator app. It's not a fun app, **1because / but** it's really useful! I'm living in Turkey at the moment **2and / because of** my dad's job. I can't speak Turkish very well, **3but / because** I'm having lessons. This translator app helps me a lot. At cafés **4and / but** shops I can check words I don't know. I have some Turkish friends here. They speak English, **5because / but** they sometimes don't know words. They use the translator app to find the English word for things. Sometimes the app makes mistakes. We really laugh at the mistakes. My translator app is brilliant **6but / and** it's my best friend in Turkey!



Plan on

- 6 Read the advert from a teen magazine and answer the questions below.

WHAT APPS MAKE YOU HAPPY?



We're making a list of popular apps for our online magazine. Tell us about your favourite app. There are prizes for lucky winners!

- 1 What's the name of your favourite app?
- 2 What does it do?
- 3 Why do you like it?
- 4 Is there anything you don't like about it?

Write on

- 7 **e** Write a paragraph about an app you like for the magazine. Use your answers from Ex 6 and the language box to help you. Write 25 words or more.

Improve it



- 8 Read your paragraph again. Check that:
- it has long sentences with *and*, *but* and *because*.
 - it has all the important information (e.g. the name of the app, what it does).
 - the punctuation is correct.
- 9 Read your paragraph again. Correct any spelling mistakes.

2 Are you online?



SWITCH ON

Toddler tech

- 1 Work in pairs. What do you use a mobile phone or tablet for?
- 2  Watch the clip. Do the children prefer toys or technology?
- 3  Watch again and answer the questions.
 - 1 How did the children behave when playing with the toys? Was their behaviour different when they played with the technology?
 - 2 How old were the teenagers when they first started using smartphones and tablets?
 - 3 Why do the teenagers worry about younger children using technology?
- 4 Work in pairs. Are you surprised about the results of the experiment? Why/Why not?

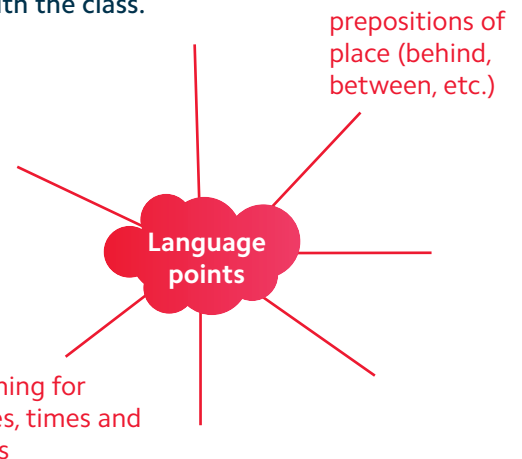
Project

- 5 Work in groups. You are going to create a smartphone app for tourists visiting places in your town or city. You will need to:
 - think about different places that might be interesting to someone visiting your town;
 - research more information about these places. You can use books or the internet to help you;
 - find images or videos online or visit these places and take your own;
 - think about how your app will work. Create a name and logo for your app;
 - create a presentation using your videos and photos and the information you have found;
 - present your app to the class.

INDEPENDENT LEARNING


Language and skills

- 1 Write five new language points from Unit 2 on the diagram. Share your ideas with the class.



- 2 Look at the lessons in this unit. Which types of activities were easy for you? Which were difficult? Why?
- 3 Which skills do you need to practise more? Identify two.

Reading	<input type="checkbox"/>
Writing	<input type="checkbox"/>
Speaking	<input type="checkbox"/>
Listening	<input type="checkbox"/>
- 4 Work in pairs. Think about different ways you can practise two of the skills from Ex 3.



UNIT CHECK

Wordlist

Activities

drink (v)
eat (v)
laugh (v)
run (v)
sleep (v)
study (v)
swim (v)
text (v)

Technology

computer science (n)
digital camera (n)
game app (n)
headphones (n)
keyboard (n)
laptop (n)
maps app (n)
messaging app (n)
mobile phone (n)

mouse (n)
music app (n)
playlist (n)
printer (n)
screen (n)
social media app (n)
speakers (n)
sports news app (n)
tablet (n)
translator app (n)
video diary (n)
weather app (n)
webcam (n)

Collocations

click on a link
download music/apps
get lost
go online
have free WiFi

message a friend
put sth on the internet
play against sb
send an email/a text
stream music/films
visit a website

Places

cinema (n)
exhibition (n)
library (n)
museum (n)
party (n)
restaurant (n)
the doctor's (n)
wedding (n)

Prepositions of place

behind
between
in front of

next to
opposite

Other

advert (n)
advice (n)
dangerous (adj)
app (n)
fashion (n)
match (n)
media (n)
piano (n)
player (n)
prize (n)
robot (n)
snow storm (n)
social media (n)
space (n)
vlog (n)
vlogger (n)

Practice

1 Find the following in the wordlist.

- 1 the thing you use to type words on a computer
- 2 the thing you use to make copies of your work
- 3 the things you put on your ears to listen to music
- 4 the part of a computer where you can see images
- 5 a video camera that you find on a computer

2 Match 1–5 with A–E to make sentences.

- 1 You can click
 - 2 I always download
 - 3 Emma likes this café because it has
 - 4 They often spend the evening streaming
 - 5 Millions of people visit
- A** music. I never buy CDs.
B films in their bedroom.
C this website every day. It's very popular.
D free WiFi for its customers.
E on this link to get more information.

3 Complete the sentences with words and phrases from the wordlist.

- 1 I often to my TV.
- 2 My sister's making a and trying different webcams.
- 3 My cousin and I every day using social media.
- 4 My dad checks the football scores on the on his phone.
- 5 I use my to search for words in different languages.

4 2.8 Listen and complete the sentences. Write one word for each gap.

- 1 Do you like my new camera? It takes great photos!
- 2 I can't see Marley. He's standing a tree.
- 3 I'm sitting my two best friends. Liam's on my right and Ella's on my left.
- 4 Daniel loves his new music He can share music with his friends.
- 5 Sara is a She posts online every week about the films she watches.

2 Are you online?

UNIT CHECK

Review

1 Write the *-ing* form of the verbs.

- | | |
|---------|--------|
| 1 make | 5 have |
| 2 sit | 6 take |
| 3 write | 7 give |
| 4 chat | 8 use |

2 Put the words in the correct order to make sentences.

- 1 chatting / online / Harry / to his grandpa / is
- 2 are / their school work / the children / on the computer / doing
- 3 at the moment / I / not / the laptop / 'm / using
- 4 are / their own website / making / Oliver and Joshua
- 5 starting / 's / a weekly vlog / she / about dance
- 6 're / you / on the correct link / clicking / not

3 Complete the questions with the present continuous form of the verbs in brackets.

- 1 you (use) this computer?
- 2 Mr Smith (teach) you technology?
- 3 Which website they (look) at?
- 4 she (talk) on her phone?
- 5 Who you (send) an email to?
- 6 What he (do) on his laptop?

4 Choose the correct words to complete the sentences.

- 1 I 'm always taking / always take my digital camera on holiday.
- 2 Mark can't hear you. He 's wearing / wears his headphones.
- 3 I 'm using / use my sister's tablet today because I don't have one.
- 4 We 're having / have a computer class every Tuesday morning.
- 5 That's my mum over there. She 's speaking / speaks on her phone.
- 6 Thousands of people are visiting / visit this website every day.

5 2.9 Listen and complete the conversation with the verbs you hear.

Emilia: Hi, Noah. What ¹ you ?

Noah: Hi, Emilia. I ² at some digital cameras on the internet.

Emilia: Oh, ³ you of buying one?

Noah: Yes, but they're very expensive.

Emilia: Why don't you take photos with your mobile? ⁴ it ?

Noah: Yes, it's working, but it ⁵ very good photos. I ⁶ to a camera club every Wednesday after school now and I want a good camera.

Emilia: Oh I see. Well, that one ⁷ good. Why don't you click on it?

6 Complete the email. Write one word for each gap.

 To: **Claire**  From: **Dan**

Hi, Claire

I love my tablet. I use ¹ all the time. I ² writing this on my tablet. At the moment we ³ doing a school project on space. I use my tablet to get lots of information from ⁴ internet. I often sit on my bed and read stuff ⁵ websites about space. My mum usually thinks I'm ⁶ games on my tablet, but that's ⁷ true. I don't really like video games. My brother does. He ⁸ probably playing on his tablet right now!

Bye,
Dan

7 Write a paragraph describing what you and other members of your family are doing at the moment.