

# My family

1

Listen and circle.

CD  
1.29



2



Count, tick (✓) and say.







**Lesson 1:** 1 Pupils listen to the recordings and circle the appropriate pictures.  
2 Pupils compare the pictures and tick (✓) the one which shows more family members. Then they describe this picture.

3 Find and cross out. 



4 Follow, colour and say.  



**Lesson 2:** 3 Pupils cross out the picture which is different from the others in each row.  
4 Pupils follow the lines and colour in the family members accordingly. Then they say: (Green). (Sister).

5 Listen and tick (✓).

CD  
1.34

1



2



3



6 Find and match. Then say.

**Lesson 3:** 5 Pupils listen to the recording and tick (✓) the appropriate pictures.

6 Pupils draw lines to connect characters from the main picture with their silhouettes. Then they say: (Sister). (Jump).

7 Match and say.  



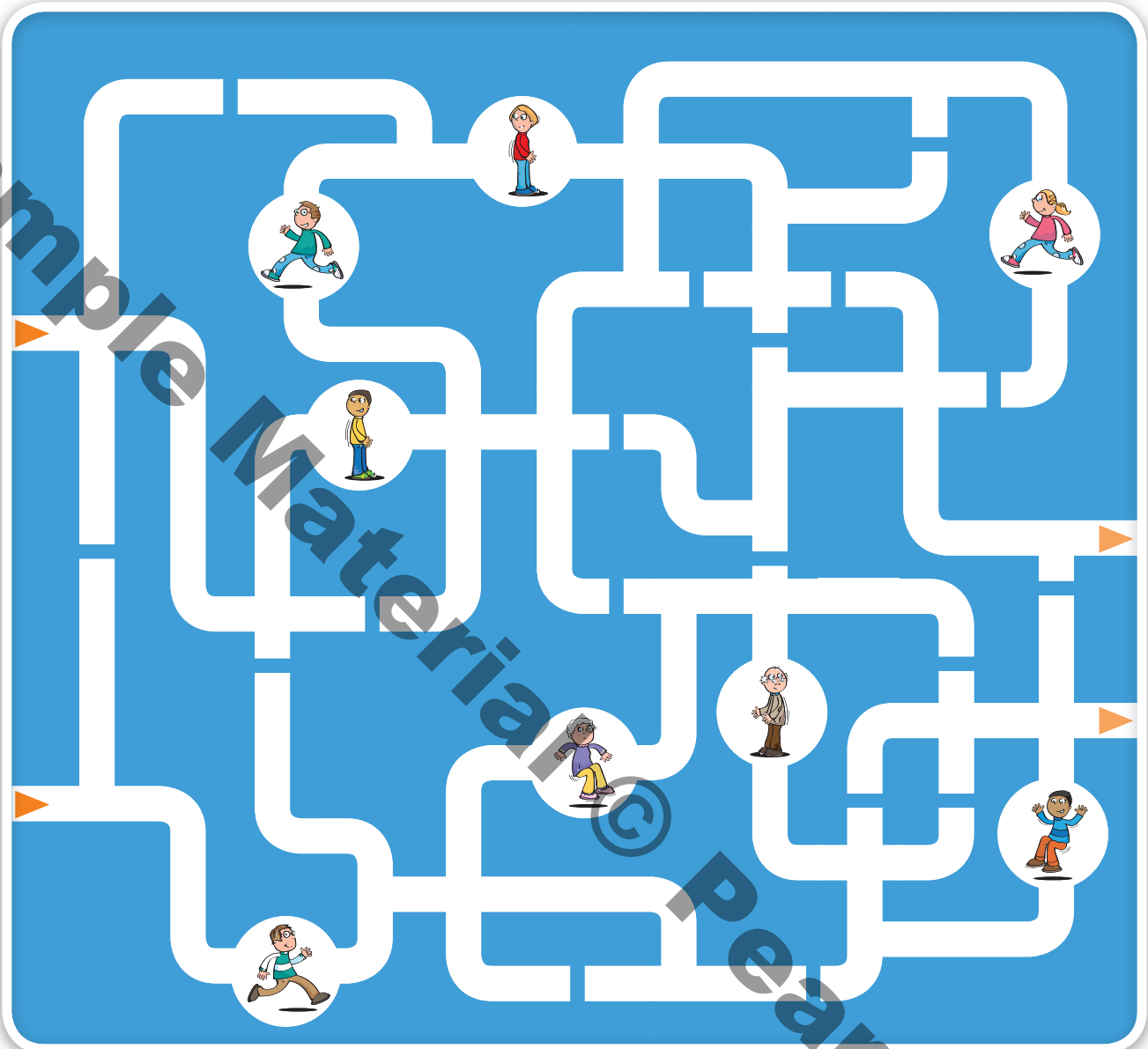
8 Colour and say.  











**Lesson 4:** 7 Pupils draw lines to connect pictures showing the same activity. Then they say: *(Run). (Run).*  
8 Pupils colour in the picture. Then they say: *This is my friend.*



9 Find and tick (✓). Then say.  



1    

2    

**Lesson 5:** 9 Pupils find the ways out of the maze and tick (✓) the row which shows pictures in the same order as in the maze. The pupils then describe the pictures: (Dad)! (Run)!

10 Listen and tick (✓).  

















11 Look and draw. Then colour. 










12 Find, match and say.  



13 Say and stick.  



**Lesson 7:** 12 Pupils draw lines to match the missing pieces of a jigsaw puzzle with the main picture. Then they describe the activities: (*Jump / This is my mum*).

13 Self-assessment. Pupils try to name all the objects in the frames in English. If they are successful, they put stickers with film characters next to the frames.